

Submittal Data Sheet

Features

- Forged bronze body (not cast).
- Meets NFPA 99 standard.
- 3 piece in-line easy to service.
- Dual gauge/purge ports ½ NPT F.
- Full port ¼ turn ball valve.
- Cleaned for Oxygen service.
- Adjustable packing with blow-out proof stem .
- Working pressure rating of 600 psi WOG (29 in/Hg vacuum).
- Complies with Federal Standard WW-V35B, Type II, Composition: BZ, Style 1, requirements.
- Available in sizes ½” – 3”.
- Type K copper extensions.
- Optional locking handles available.
- 100% tested.

Specifications

All valves shall be POWEREX 51 series and must be installed and tested in strict accordance with NFPA 99 standards and or any local codes before use.


The valves shall be forged bronze body, ball-type, with Teflon (TFE) seats and seals. Valves shall be rated at working pressure of 600 psi (29 in/Hg vacuum) and shall be operated by a lever-type handle requiring only a quarter turn from fully open position to a fully closed position. Optional locking handles are available.

All valves shall be equipped with type K copper tubing extensions with two brass ½ NPT female gauge/purge ports (one on each side of the valve), to facilitate installation. Gauge/purge ports shall be shipped with a ½ NPT plug. Valves shall be 3 piece in-line repairable type. Valves shall incorporate an adjustable packing and blow-out proof stem. Only full port valves having flow rates comparable to equivalent size of pipe shall be used.

Adhesive backed caution labels shall be acquired separately and field installed. The labels shall state: CAUTION – (gas name) VALVE, DO NOT CLOSE EXCEPT IN EMERGENCY and/ or any other required labeling per NFPA 99.

Labels shall be color coded for the appropriate gas service and include a section for stating the area being serviced by the valve.

Each valve assembly shall be supplied cleaned for oxygen service in accordance with the current Compressed Gas Association (CGA) Pamphlet G-4.1, ends capped and sealed



in a polyethylene bag to prevent contamination prior to installation.

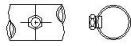
NFPA – National Fire Protection Association Pamphlet 99 “Health Care Facilities.”

CGA – Compressed Gas Association Pamphlet.

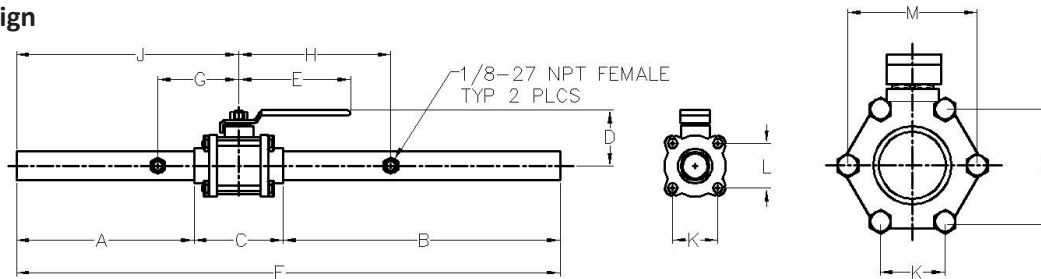
G-4.1 “Cleaning Equipment for Oxygen Service.”

Dimensions

Note: Gauge port supplies with 1/8" NPT plug



Gauge Port Design



Six Bolt

Used on 2 1/2" & 3" & 4" valves

Ordering Information

Ball Valve Assemblies														
Size Valve	Standard Handle Part #	w/ Locking Handle Part #	Dimensions											
			A	B	C	D	E	F	G	H	J	K	L	M
1/2"	PX-51-02	PX-51-02LH	6.56	11.82	2.62	1.69	3.35	21.00	2.38	6.37	7.87	1.31	0.93	-
3/4"	PX-51-03	PX-51-03LH	6.78	11.28	2.93	1.89	4.33	21.00	2.69	6.06	8.25	1.43	1.43	-
1"	PX-51-04	PX-51-04LH	6.86	10.70	3.44	2.05	4.33	21.00	2.88	5.87	8.58	1.62	1.62	-
1 1/4"	PX-51-05	PX-51-05LH	6.77	10.27	3.96	2.56	5.12	21.00	3.25	5.50	8.75	2.00	2.00	-
1 1/2"	PX-51-06	PX-51-06LH	6.65	9.92	4.43	2.72	5.12	21.00	3.38	5.37	8.87	2.25	2.25	-
2"	PX-51-07	PX-51-07LH	8.09	7.35	5.55	3.15	6.30	21.00	3.75	5.00	10.87	2.81	2.81	-
2 1/2"	PX-51-08	PX-51-08LH	12.64	12.64	6.73	4.29	9.06	32.00	4.25	4.25	16.00	2.50	4.33	5.00
3"	PX-51-09	PX-51-09LH	12.22	12.22	7.56	4.61	9.06	32.00	4.50	4.50	16.00	2.75	4.73	5.00
4"	PX-51-10	PX-51-10LH	11.10	11.10	9.80	7.00	12.00	32.00	8.00	8.00	16.00	3.75	6.50	7.50

Pressure Gauge	
Pressure Gauges 1 1/2" diameter to 1/8" NPT center back mount	
Scale	Part Number
0-100 psi	PX-14-1008
0-300 psi	PX-14-1009
0-30 in Hg	PX-14-1010

Gas ID Labels Cards – sold in Pkgs of (10)		
Gas	Color	Part Number
N2O	USA-ISO	PX-ZV104-7R
CO2	USA-ISO	PX-ZV108-7R
N2	USA-ISO	PX-ZV112-7R
AIR	USA	PX-ZV116-7R
AIR	ISO	PX-ZV116-8R
VAC	USA	PX-ZV122-7R
VAC	ISO	PX-ZV122-8R
O2	USA	PX-ZV124-7R
O2	ISO	PX-ZV124-8R
WAGD (EVAC)	USA-ISO	PX-ZV132-7R